

Fröhliche Karte in Artischockentechnik


Instructions No. 322




In the artichoke technique, folded ribbons or with the Fabric cuts help of flaky Pins Polystyrene balls and other styrofoam figures. This creates the typical "artichoke effect". Through different Folding techniques and variations when attaching it can be cleverly modified and of course has materials also Selection have a great influence on the appearance. Also Paper is well suited, folded or cut to fit.


With fantasy and a few tricks, artichoke balls are transformed into unusual decorative objects. This is how the A classic, which wrongly has a somewhat "dusty" image, once again highly topical.

Recommendations




2,79 €

1Add to cart 



1,29 €

1Add to cart 

Article information:

| Article number | Article name | Qty |
|-----------------------|--|------------|
| 701730-25 | Embossed cardboard Milan, approx. 50 x 70 cm, 220 g/sqmChampagne | 1 |
| 567206-06 | 3D-Glue pads5 x 5 x 2 mm, 400 pcs. | 1 |